


JEEVAN SCIENTIFIC TECHNOLOGY LIMITED
Registered Office: Plot No. 1 & 2, Sai Krupa Enclave, Manikonda Jagir, Near Lanco Hills, Hyderabad-500008.
STANDALONE AUDITED FINANCIAL RESULTS FOR THE QUARTER AND YEAR ENDED 31ST MARCH, 2018

Sl.No	Particulars	Rupees in lakhs									
		3 months ended		Preceding 3 months ended		Corresponding 3 months ended in the previous year		Year to date figures for the Current Period ended		Previous Year ended	
		31-03-2018 Audited	31-12-2017 Unaudited	31-03-2017 Audited	31-03-2018 Audited	31-03-2017 Audited	31-03-2018 Audited	31-03-2017 Audited			
1	Income										
	(a) Revenue From Operations	401.34	539.29	506.64	1,926.43	1,746.06					
	(b) Other Income	26.52	23.46	27.38	90.48	56.99					
	Total income	427.86	562.75	534.02	2,016.91	1,803.05					
2	Expenses										
	(a) Cost of Material Consumed	34.88	34.72	4.22	129.87	15.85					
	(b) Purchase of stock-in-trade	-	-	-	-	-					
	(c) Changes in inventories of finished goods, work-in-progress and stock-in-trade	-	-	-	-	-					
	(d) Employee benefit expense	133.65	143.06	67.02	498.52	186.34					
	(e) Finance Cost	17.72	61.86	26.30	152.58	127.27					
	(f) Depreciation and Amortisation expense	59.33	59.73	34.71	206.48	118.09					
	(g) Other Expenses	170.38	247.18	352.23	980.97	1,233.44					
	Total Expenses	415.96	546.55	484.48	1,968.42	1,680.99					
3	Profit before exceptional items and Tax	11.90	16.20	49.54	48.49	122.06					
4	Add(+)/Less(-) Exceptional items	-	-	-	-	-11.29					
5	Profit before Tax	11.90	16.20	49.54	48.49	110.77					
6	Tax Expenses	16.82	3.09	-2.04	23.79	9.63					
7	Profit(Loss) for the Period from Continuing Operations	-4.92	13.11	51.58	24.70	101.14					
8	Profit(Loss) from Discontinuing Operations	-	-	-	-	-					
9	Tax Expenses on discontinuing Operations	-	-	-	-	-					

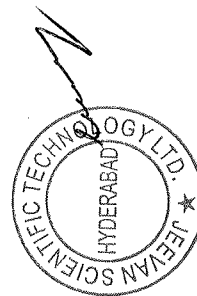


10	Profit(Loss) from Discontinuing Operations after Tax	-	-	-	-	-
11	Profit(Loss) for the period	-4.92	13.11	51.58	24.70	101.14
12	Other Comprehensive Income					
	A (i) Items that will not be reclassified to profit or loss					
	(ii) Income tax relating to items that will not be reclassified to profit or loss	6.45	-	-	6.45	-
	B (i) Items that will be reclassified to profit or loss	(0.61)	-	-	(0.61)	-
	(ii) Income tax relating to items that will be reclassified to profit or loss	-	-	-	-	-
13	Total Comprehensive Income for the period	0.92	13.11	51.58	30.54	101.14
14	Paid Up Equity Share Capital (Face Value of Rs.10/- each)	1,145.95	927.95	927.95	1,145.95	927.95
15	Other equity excluding revaluation reserve				1,124.47	827.80
16	Earnings per Equity share (for continuing operations)					
	a) Basic	0.01	0.14	0.56	0.27	1.09
	b) Diluted	0.01	0.14	0.56	0.32	1.09
17	Earnings per Equity share (for discontinued operations)					
	a) Basic	-	-	-	-	-
	b) Diluted	-	-	-	-	-
18	Earnings per Equity share (for Continuing & discontinued operations)					
	a) Basic	0.01	0.14	0.56	0.27	1.09
	b) Diluted	0.01	0.14	0.56	0.32	1.09

Notes to the Standalone Audited Financial Results

- Transition to Ind-AS :**
The company has adopted Ind AS with effect from 1st April 2017 and accordingly the comparatives are restated. Accordingly the impact of transition has been adjusted in the opening results as at 1st April 2016 and accordingly figures have been restated in all the subsequent periods.
- Results for the quarter ended 31st March 2018 are in compliance with Indian Accounting Standards notified by the Ministry of Corporate Affairs. Consequently result for the quarter ended 31st March 2017 and previous year ended 31st March 2017, have been restated to comply with Ind AS to make them comparable.
- The above results have been reviewed by the Audit Committee at its meeting held on 26.05.2018 and approved by the Board of Directors of the Company at its meeting held on 26.05.2018.
- The figures for the quarter ended 31st March 2018 are balancing figures between audited figures in respect of 12 months period ended 31st March 2018 and published year to date figures for the period ended 31st December 2017.
- The Company currently has one segment i.e. clinical research services as on 31st March, 2018. The Company has discontinued the Data management services division with effect from 01-July-2017.
- Figures have been rearranged wherever necessary.

Place:Hyderabad
Date: 26.05.2018




SEGMENT-WISE REVENUE, RESULTS & CAPITAL EMPLOYED (Stand Alone Unaudited)
UNDER CLAUSE 41 OF THE LISTING AGREEMENT FOR THE QUARTER AND YEAR ENDED 31ST MARCH, 2018

Particulars	3 months ended		Preceding 3 months ended		Corresponding 3 months ended in the previous year		Year to date figures for the Current Period ended		Previous Year ended	
	31-03-2018		31-12-2017		31-03-2017		31-03-2018		31-03-2017	
	Audited		Unaudited		Audited		Audited		Audited	
SEGMENT REVENUE: (Net Sales / Income from Operations)										
a) Clinical Research Services	401.34		539.29		120.21		1,727.25		347.09	
b) Information Technology Services	-		-		68.25		-		118.63	
c) Data Management Services	-		-		318.18		199.18		1,280.34	
d) Unallocable income	26.52		23.46		27.38		90.48		56.99	
Total:	427.86		562.75		534.02		2,016.91		1,803.05	
LESS: Inter Segment revenue	-		-		-		-		-	
Net Sales/ income from Operations.	427.86		562.75		534.02		2,016.91		1,803.05	
SEGMENT RESULTS : PROFIT / (LOSS) BEFORE TAX AND INTEREST										
a) Clinical Research Services	3.10		54.13		-44.71		104.93		-126.23	
b) Information Technology Services	-		-		46.69		-		70.32	
c) Data Management Services	-		-		56.79		5.66		258.56	
Total:	3.10		54.13		58.77		110.59		202.65	
LESS:										
i) Interest	17.72		61.39		26.30		152.58		127.27	
ii) Other Un-Allocable Expenditure	-		-		10.31		-		21.60	
iii) Un-Allocable Income	-26.52		-23.46		-27.38		-90.48		-56.99	
TOTAL PROFIT /(-LOSS) BEFORE TAX	11.90		16.20		49.54		48.49		110.77	

NOTES:

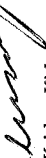
i) Segment Capital Employed: Fixed Assets used in the Company's business have been identified and only computers, software and work stations are shared among different segments.



Jeevan Scientific Technology Limited				
Stand Alone Balance Sheet as at 31st March, 2018				
Particulars	(In Rupees)			
	As at 31.03.2018	As at 31.03.2017	As at 01.04.2016	
Assets				
(1) Non-current Assets				
a) Property, Plant and Equipment	17,99,76,619	10,52,29,694	8,10,22,897	
b) Other Intangible Assets	67,49,558	46,59,090	19,45,212	
c) Intangible Assets Process Knowhow	5,12,03,910	2,84,11,859	30,42,333	
d) Financial Assets				
i) Investments	1,02,69,070	52,69,070	52,69,070	
ii) Loans	3,52,26,109	2,43,26,338	46,691	
iii) Advances	50,34,310	45,59,785	52,54,906	
c) Deferred tax asset (net)	0	12,81,864	22,44,508	
(2) Current Assets				
a) Inventories	9,89,587	47,41,677	7,42,572	
b) Financial Assets				
i) Trade receivables	16,12,38,640	11,10,69,188	7,22,64,103	
ii) Cash and cash equivalents	67,12,313	6,89,254	4,65,336	
iii) Bank balances other than (ii) above	70,16,821	12,79,642	11,92,436	
iv) Loans	43,39,757	47,69,825	3,84,670	
v) Other Financial Assets	27,02,750	15,33,733	0	
c) Current Tax Assets (Net)	1,98,79,838	1,11,46,259	76,66,722	
d) Other Current Assets	16,07,918	8,72,023	21,53,511	
Total	49,29,47,200	30,98,39,301	18,36,94,967	
Equity and Liabilities				
Equity				
a) Equity Share Capital	11,45,94,650	9,27,94,650	6,04,16,000	
b) Other Equity	11,24,46,768	8,15,25,738	4,05,05,738	
Liabilities				
(1) Non-current Liabilities				
a) Financial liabilities				
Borrowings	9,83,72,835	4,74,75,165	8,31,93,804	
b) Provisions	9,68,387	7,46,915	2,71,264	
c) Deferred tax Liability (net)	11,58,997	0	0	
(2) Current Liabilities				
a) Financial Liabilities				
i) Borrowings	7,04,14,014	2,46,21,966	2,44,79,407	
ii) Trade Payables	2,05,62,838	2,24,36,046	3,33,47,137	
iii) Other Financial liabilities	2,58,39,766	1,55,70,174	54,93,360	
iv) Other Financial Creditors	2,55,45,192	45,86,303	8,31,188	
b) Other current liabilities	2,28,18,054	1,75,93,736	1,49,44,588	
c) Provisions	2,25,498	24,88,608	12,23,957	
Total	49,29,47,200	30,98,39,301	18,36,94,967	

Place: Hyderabad
Date: 26.05.2018

for Jeevan Scientific Technology Limited
On behalf of the Board of Directors


K. Krishna Kishore
Vice Chairman & Managing Director

